

TubTimes

VOLUME 18, ISSUE 12, DECEMBER 1, 2018

Official Newsletter of

TYP356ne



For more Club information visit the club website - www.TYP356ne.org

TYP356NE OFFICERS

President—

Allen Sisson



Vice President/ Newsletter editor

Ed Tobolski



Secretary—

Lisa Siegel



Treasurer—

Dennis McGurk



WHAT'S IN THIS ISSUE?

- *Calendar of Events—pages 3*
- *Presidents Message—page 3*
- *2019 Planning Meeting—page 4*
- *Dues renewal—page 4*
- *Holiday Party—page 5*
- *TubTech—LED Lights—page 6*
- *Winterizing Tips—page 7*
- *Classified—page 8 & 9*
- *Club Items Available—page 10*
- *Club Sponsors—page 11*

Editorial

Wow, winter is here way too soon. It's time to put our babies up for the cold months. See page 7 for the normal winterizing tips.

Thanks to Peter Venuti, we now have an active Lands End link for buying items with the Club logo. I just checked it out and it works fine, thanks again Peter. See page 10.

You've all received a survey from me asking some questions about club events. It is focused around Club day, but members have commented on a variety of our events. Thanks to those who have responded, your comments are very helpful as we start to plan our activities for 2019. If you have not send in your survey, please do so as soon as possible. The planning meeting is on Dec 8th. See page 4.

Several members had difficulties responding to the email I sent containing the survey. Hopefully those problems have been worked out. My apologies for any difficulties. If you still can't fill out the survey and return it, let me know and I'll try to help tobolsed@verizon.net.


Keep warm. Happy Holidays

Ed Tobolski, editor

KEY MEMBERS-

Director—Immediate Past President

Peter Venuti



Director/Membership

Chairman

Tom Tate



Director

Jeff Leeds



Director

Greg Lane




Director

Frank Anigbo



Director

Alex Dearborn



CALENDAR OF EVENTS

December

- Monday, December 3rd, 6:00- 7:00pm - [TYP356ne Monthly Board Conference Call Meeting](#)
- Saturday, December 8th - 10:10 to 12:00—[2019 Planning meeting](#)—see page 4 for details

January

- Sunday, January 27th, 2019—12:00—3:00—[Annual Holiday/New Years Party](#) -see page 5.

PRESIDENTS MESSAGE

Now that we have had our first snow storm of the year, I hope everyone's cars are safely stored away for the winter. However, now is the time to plan for our next driving season. I want to thank all the members that have already sent me ideas for next year for events they want to host. Alex Dearborn has once again volunteered to host one of his fabulous Lobster Lovers Loafers Lunches on Thursday, August 1st. Alex has also given me



a great inn to serve as a base camp for a Mini Tour of Vermont in early June. The Kitzhof Inn that he suggests has hosted several auto clubs for tours in the past and has mapped out several driving tours of Vermont for guests to enjoy that they will share with us if we stay there. In addition, new member Georg Becker-Birck has given me a great idea for a Vermont classic car restoration shop we may be able to tour while there. I am in the process of planning things with the hosts involved before hopefully announcing details of this tour to all of you soon.

I also want to thank members Peter and Joyce Thompson for agreeing to host another swap

meet at their home on Saturday, April 13th next year. Greg Lane has agreed to arrange another one of his fantastic, annual Mini Tours in Connecticut again the weekend of May 18th. Tom Tate has arranged for some new shop tours this May as well. It is thanks to so many members like these that our Club is active and interesting.

If you have other ideas for events or would like to host one, be sure to come and join us on Saturday, December 8th at 10:10 AM until 12 PM at the Burlington Public Library in the large first floor meeting room to help plan all the Club events for 2019. There will be coffee and fresh pastries made by board member Lisa Siegel. If you cannot make it to the meeting, but have some ideas, please email them to me at: dkwf5700@gmail.com, and I will present your idea at the meeting and schedule it when you would like.

Tom Tate, our membership chair, tells me that many of you paid your dues within the first two days of PayPal going live on our website. I want to thank all of you for being so willing to try something new and use our website PayPal feature for paying your Club dues and for paying to attend the Holiday Party next month on Sunday, January 27th a week before the Super Bowl. Board members Dennis McGurk and Tom Tate worked diligently to make this easy, secure payment method available to save us all time and postage.

Thank you as well to all of you that took the time to complete and return the Club membership survey developed by board members Dennis McGurk, Ed Tobolski and Greg Lane regarding your thoughts about Club Day and suggestions for future events. Ed is busy compiling the results now to assist the board in planning for the future.

I hope to see many of you on the 8th of December at the Club Planning Meeting,

Allen Sisson, President TYP356ne
Email: dkwf5700@gmail.com



2019 Planning Meeting

Scheduled for Saturday December, 8th from 10:10am-12:00pm

We would love all club members to join the discussion and review of the yearly calendar and club events. This is a fun morning where we do a month by month review of the club activities for next year. It is a great way to get involved, volunteer to host a drive, or an event, share some ideas and get to see everyone.

We will have plenty of coffee and morning treats, some bakery and some delicious home baked items!

This year the room is even bigger as we had so many attendee's last year and lots of delicious treats to enjoy. This is a fun planning event and will give you a great idea of the behind the scenes work that goes into the yearly calendar.

Please join us at the:

Burlington Library
22 Sears Street, Burlington MA 01803
First Floor- Large meeting room,
Time—10:10am - 12:00pm

Lunch afterward at a nearby spot (TBA)
See you there! Scoop Siegel

2019 CLUB DUES

It is that time of year to again renew your TYP356ne club dues. 2019 club dues are due on 1/1/19 and are overdue on 2/1/19. Unless you are one of the few members that have paid several years in advance, or if you joined the Club for the first time after October of 2018, your dues for 2019 are due on January 1st.

The Club dues are \$30.00 per year, the same as in past years. We now have a new way for you to pay your dues that will save you and the Club time.

We have just completed an arrangement with PayPal to accept dues payments as well as other payments to the Club. Using PayPal will save the Membership Chair and Treasurer a lot of time and will eliminate the need for you to write a check and mail it to the Club. If you have a PayPal account you can just pay as you always do. If you do not have a PayPal account, that is fine, as long as you have any major credit card. The PayPal site will just ask you for your credit card information and you can pay that way. If you have never used PayPal before, have no fear it is the most secure way you could pay. Your credit card information is not stored by PayPal unless you have an account with them. It is used once and eliminated. Your payment cannot be stolen like a check you mail to the Club in the mail could.

To pay using PayPal follow these instructions:

Go to the Club website: <https://www.typ356ne.org>

At the top of the opening page of the website you will see 9 headings.

Go to the last heading on the right labeled: [More](#)

Hover over the word [More](#) with your mouse cursor. That will show you 7 drop down menus.

Click on [Make Payments Via PayPal](#) to open the payments page.

You will see two options. The first is: [Pay \\$30.00 Annual Club Dues](#), and the second is [Pay \\$35.00 Per Person Holiday Party Payment](#).

Click on [Make dues payment](#) box and follow the directions to pay your dues.

If you want to pay by check, make it out to [TYP356ne](#) and mailed it to:

Tom Tate, Membership Chairman
3 Wight St. Medfield MA. 02052



2019 Holiday Party Details

Sunday, January 27th – the Sunday before the Super Bowl

Time: 11 am – 3 pm

Where: Tuscan Kitchen – Burlington, MA.

Address: 2400 District Ave. Burlington, MA 01803

Note- This is the correct GPS address. The address shown in the last TubTimes has been changed. It's the same location, just a different number. There will be plenty of Parking.



We are hoping for a great turnout and a fun holiday party this year. We are asking everyone to bring a Raffle Item, Porsche car related item, great small grab item, something that a woman or man would love to get. Think about this one....each year we have a great selection of gift items, gift baskets, wine, chocolate and this year we are asking for some good Porsche related items. You have plenty of time to get one or two items to bring with you to put out. Allen Sisson will be handling the Raffle table again this year and each person attending will get 5 Raffle tickets to put towards the items that they most want and like. So, let's make this Fun this year... (please - no old magazines, old books, or overly used items that should be discarded)

Please arrive between 11 am – 12:00 pm for check in, passed appetizers and a cash bar. Appetizers this year include, caprese, roasted butternut crostini, grilled calamari salad, Meatballs & Beef Tenderloin. This will be a great time to mingle and catch-up with your fellow members.

Then from 12-1 pm there will be a Tuscan Kitchen sit down buffet lunch & dessert
We have an incredible lunch menu planned.

Then 1-3 pm we will have the Holiday Raffle, announcements and Gift Certificate giveaways.

The cost is the same as last year at \$35.00 per person. Each member is allowed to bring one guest.

New for this year we have added the ability to pay for the Holiday Party (and your Club dues) by using a PayPal link on the Club website. See the dues renewal article on page 4 for full details.

Note- to attend the Holiday Party you have to pay your dues for 2019.

We prefer everyone paying by PayPal, it saves a lot of work.
However, you can still pay by check the following amounts-

Membership Dues and one for the Holiday Party \$ 65.00

Membership Dues and two for the Holiday Party \$100.00

(Membership Dues Only \$30.00)

Make out your check to: [TYP356ne](#)
and mail it to: Tom Tate, Membership Chairman, 3 Wight Street, Medfield MA 02052

Please RSVP: Lisa.Siegel007@gmail.com This way we can make sure to collect all RSVP's and enter you into the Sierra Madre Gift Certificate giveaway at the Holiday Party.

The reservation deadline is [Monday, Jan 14th](#).

We look forward to another Great Holiday Party Event and getting to see Everyone!

If you have any questions and would like to contact me, please e-mail: Lisa.Siegel007@gmail.com, or call my cell # 774-239-8511. Lisa Siegel

TUBTECH - MORE LIGHT OPTIONS

LED HEADLIGHTS FOR YOUR 356 (and 911 and others with 7 inch headlights)

As long as I have been driving at night I have been searching for brighter headlights with better light patterns. I have numerous boxes of H4 bulbs in a multitude of wattage's retired for not meeting the marketing promises of more and brighter (whiter) light.

This all changed at this year's Hershey Swap Meet. I have finally found something that actually works as advertised. Unfortunately, these are only offered as 12 volt bulbs but there may be a solution available for 6 volt systems which I will mention at the end of this piece.

Carmagic LLC (<http://www.carmagic.us/led.html> also on Facebook) offers a 7 inch round sealed beam unit that "bolts" right into the 356 stock headlight bucket with no significant modifications - other than making a slight bend in the retaining ring needed.



The (very white) light pattern has a very sharp cut-off line on low beam, which is maintained when the light is switched to the separate high beam. And coverage is uniformly broad.

The posted electric specifications are as follows:

Input: DC9V-DC36V

Low Beam: 2.7A @ 12V or [1.33A @ 24V](#)

High Beam: [3.17A @ 12V](#) or [1.58A @ 24V](#)

1134LM @ 32W on Low Beam

1590LM @ 38W on High Beam

Color Temperature: 6000-6500k

Installation instructions are provided at http://carmagic.us/Installation_7_HL.pdf

In preparing this piece I stopped by my local Batteries+Bulbs store to inquire if there is a way to convert a 6 volt system to 12 volts so that these lights could be used. They do not carry such unit but pointed me to the following DC to DC Step-up Converter as a likely solution. https://www.amazon.com/DIGITEN-Converter-Regulator-Waterproof-Module/dp/B019GY2FLW/ref=sr_1_15?ie=UTF8&qid=1543005120&sr=8-15&keywords=dc+to+dc+step+up+converter

I am not an electrical engineer and make no claims that it will work for this purpose but reading through the Q&A accompanying the product listing and later speaking with the person selling these it appears to be worth the try at a modest cost.



Ordering information and pricing is provided at the bottom left of this page: <http://www.carmagic.us/led7.html>

I consider it worth every penny for having state of the art lighting for my night driving.

Jeff Leeds

Ed note- Carmagic also offers LED instruments lights for 356's. They are 12 V but they do offer a transformer for them.

356 Winter Storage Tips

With the winter weather here, we, unfortunately, have to store our 356s during the winter months. The following is a list of suggestions selected from various emails along with some of my own. – ET

1. Don't put it away dirty. Wash and clean your Porsche inside and out and put a cover on it.
2. Don't leave dirty oil in the engine, change it and the filter.
3. Don't let water infiltrate your gas. Top off the tank and include a fuel additive like STA-BIL or Star-Tron.
4. Don't let your tires develop flat spots. Inflate your tires to over 40 psi or, consider using tire cradles that are shaped to the tire and prevent flat spots without over inflating.
5. Don't let your battery die. Either disconnect the battery or attach a battery tender.
6. Don't apply the parking brake. Leave it in neutral and use wheel chocks, but leaving it in gear is fine.
7. Don't neglect your windshield wipers. Prop your wiper arms or place a small piece of cardboard between the blade and the windshield to protect the wiper blade edges. I use a block of Styrofoam under each arm to keep the rubber blade slightly off of the glass.
8. If your 356 is in a damp area you may want to use reusable desiccant containers in the car. You may need a number of these as the interior of your Porsche is a large space. You can easily check them once a month or so and reactivate them per the instructions.
9. Rodents can be a problem if they get into your car. Here's a couple tips on how to deal with them-
 - ⇒ Decon works well, but don't use it if you have pets in the garage
 - ⇒ Dryer sheets work but buy the good ones....The cheap ones don't last.
 - ⇒ Sticky traps in the car work also, just to catch any mice with sinus issues.
 - ⇒ **Do not use Moth Balls, you will never get the smell out of your car.**
 - ⇒ Use an old tennis ball to plug the end of your exhaust pipe to keep them out.

For more tips on dealing with rodents, see the Nov. 2015 issue of TubTimes. All back issues of TubTimes can be seen on the club website. www.TYP356ne.org



I wonder how he got out of the car?

CLASSIFIED

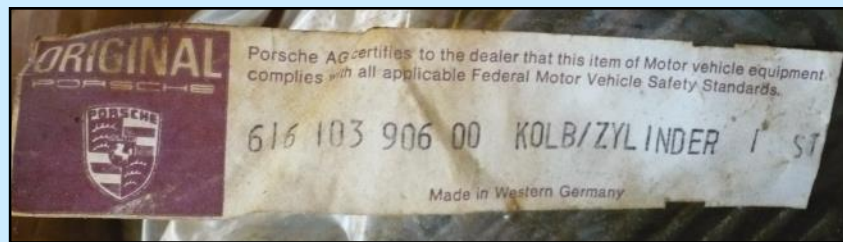
For Sale

1965 356C coupe -- BEST OFFER !! Contact garyr356@aol.com



For Sale

A set of NOS pistons/cylinders still in the Porsche carton. Porsche ID#616 103 906 00 Make offer.
Contact Richard J Patrick, rpat356sc@aol.com, 978 534 1584



For Sale

Set of European heat exchangers, \$2900 OBO.
I also have another set not near as nice that could be part of a package if someone can use them.
Contact Richard J Patrick, rpat356sc@aol.com, 978 534 1584

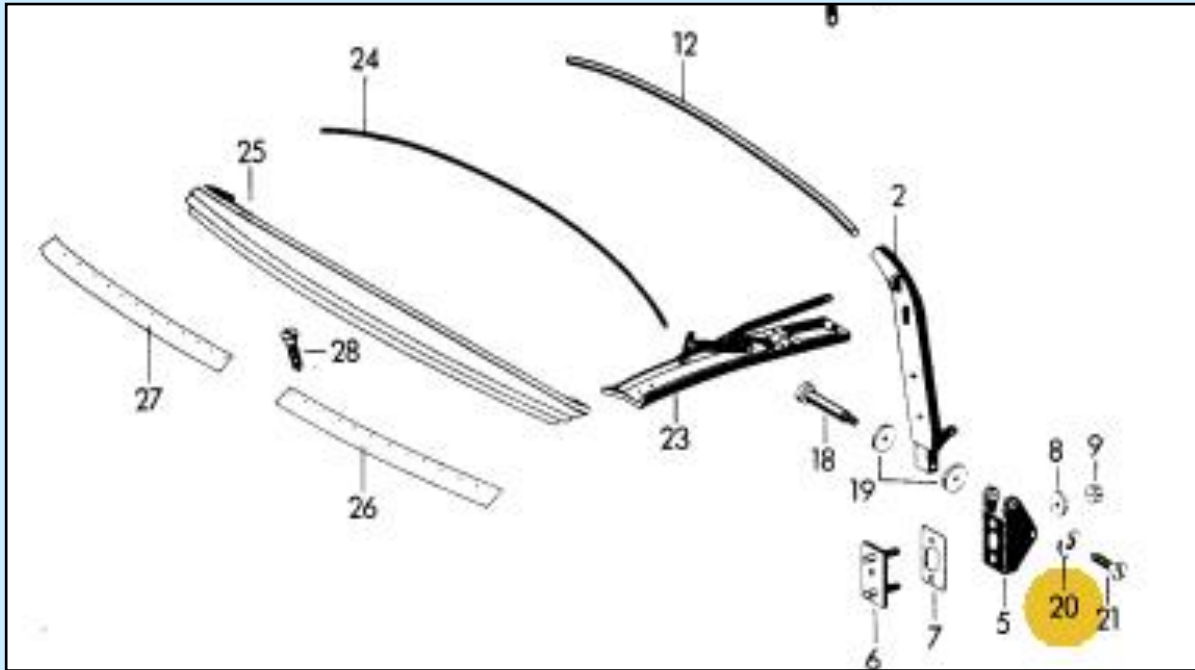


CLASSIFIED

Wanted

Item #20 in the drawing below – for my 64 SC cabriolet, supposed to be the same for all cab tops? I have the parts for one side. I do not know what happened to the other side as I did have both when I replaced the soft top 20 years ago or so. Driving me bonkers!!!

Contact - Richard J Patrick, rpat356sc@aol.com, 978 534 1584.



TYP356ne is not responsible for omissions, errors, misrepresentations, payments, etc. relative to any classified advertisements. Buy at you own risk!! Send all for sale and wanted items to Ed Tobolski at tobolsed@verizon.net. Items will be run once unless renewed.

TYP356ne

CLUB ITEMS AVAILABLE

Clothing- TYP356ne has an online store where you can order hats, polo shirts, canvas bags, and any other item that Land's End Business Outfitters carry in their inventory. You can customize any of the items you purchase with the Club's black oval patch. The store address is:

<http://business.landsend.com/store/typ356ne>

When you are on the site, select the product you want to purchase and the quantity. Then select the Apply Logo box and a page will come up with Logo 1. Follow the instructions to complete your order.



Name Tags - We have found a quality vendor that can make and ship you a personalized TYP356ne name badge. They are \$8.50 each with the pin style attachment and \$10.50 each with a magnetic attachment, plus \$3.95 postage. Note: the magnetic backing means you do not have to put pin holes in your TYP356ne polo shirt to wear your name badge.

To order go to <https://www.holmescustom.com/corporatepages/typ356ne> and click on the TYP356ne name badge and it will take you through the process. Within a few days you will have your personalized TYP356ne name badge delivered right to your door. If you have any comments or questions contact Tom Gentz at tgentz@typ356ne.org.

Club Grille Badge

Club members can purchase the "Official Club Badge" for a cost of \$35.00. It is a beautiful badge. Contact Peter Venuti at pvenuti@typ356ne.org for further information.



TYP 356ne

LIFE'S TOO SHORT TO DRIVE BORING CARS!!!

TYP356NE – CLUB SPONSORS

Meister Restorations

Owners: Rainer Cooney and Jerry Dascoli
 Location: Rt. 28, North Barnstead, NH
 Shipping (UPS etc) Address: 1414 Suncook Valley Rd
 Center Barnstead, NH. 03225
 Mailing Address: P.O. Box 846
 Alton, NH. 03809
 Tel: 603-776-3561

Sales
 Service
 Bodywork

**MACKOUL'S
 CARS**

Owner: Richard MacKoul Foreign Car Repairs
 220 Worcester St - Rt 122 Paint and Collision Experts
 North Grafton, MA [Used Car Inventory](http://UsedCarInventory)
 Shop: (508) 839-2324 mackoulscars.com

**STUTTGART
 NORTHEAST**

Porsche & Mercedes Service
 507 Maple Street, Danvers, MA 01923
 978-777-3077

Owner: Jim Mallette
 Toll Free: (877) 218-2195
 Fax: (978) 777-9985
 Email: stuttgartne@comcast.net
www.stuttgartnortheast.com

THE
**CARRERA
 GRUPPE**



V 603 489 5060
 F 603 489 5062

3 Owens Ct Unit 7
 Hampstead NH 03841

Repair • Restoration
 Customization • Fabrication

WWW.THECARRERAGRUPPE.COM



**Retro Automotive
 Products, LLC**

247 Sullivan St. • Claremont, NH 03743 • Toll Free 1-866-737-1733



Owner: George Nelson
 Tel: 617-333-0275
 E-Mail: ggn356@comcast.net



The Best Hardware for the Best Cars



Timothy J. Kachel
 425 Canal Street
 South Lawrence, MA
 617-759-8973
info@kmcauto.com

KMC
 Kachel Motor Company

SPECIALIZING IN CUSTOM FABRICATION.
 HIGH END CAR SALES & SERVICE.



www.kmcauto.com



**A.C.S.
 Racing**

Where
 Experience + Technology = Performance

74 Industrial Way, Hanover, MA
info@acsracing.com
 781-982-9434