




# TubTimes

Official Newsletter of

TYP 356 ne

## ***Happy New Year***



# 2024

### **IN THIS ISSUE - 2024 SCHEDULE OF EVENTS**

See page 5 for details

**Volume 23, Issue 10, December/January 2023**

For more Club information visit the Club's website - [www.TYP356ne.org](http://www.TYP356ne.org)

## TYP356NE OFFICERS



President— Allen Sisson

Vice President/  
Newsletter editor

Ed Tobolski



Secretary—  
Theo Kindermans



Treasurer—  
Georg Becker-Birck



## KEY MEMBERS-

Director—Immediate Past President

Peter Venuti



Director/Membership  
Chairman

Carl Luck



Director  
Tom Tate



Director  
George Kehler



Director  
Greg Lane



Director  
Diane Mierz



Director  
Peter Thompson



Director  
John Consigli



## WHAT'S IN THIS ISSUE?

- *Presidents Message* - page 3
- *New Member*—page 3
- *Dues Notice*- page 3
- *Holiday Party*—page 4
- *Calendar of Events* - pages 5 to 8
- *Four Speeds & Drum brakes*—pages 9&10
- *LUFTGEKUHT 2023*—page 11
- *Featured 356* —pages 12&13
- *TubTech, Clocks*—pages 14&15
- *Picture Review of 2023*—pages 16 to 22
- *Miles Driven*—page 23
- *Club Items* - page 24
- *Club Sponsors* - page 25

## Editorial

Thanks to the 47 members who responded to Georg Becker-Birck's recent survey. Surveys are difficult to create and Georg did a great job. We received many good comments that will help us improve the Club going forward.

I was most interested in the comments about TubTimes. My thanks to all those who provided positive comments about our newsletter. Knowing that most of you enjoy TubTimes makes the work rewarding.

There were many positive comments and suggestions to improve TubTimes. There is a general interest in technical information and to know more about members and their activities with our cars and a pin map to show the location of our members throughout New England. Another suggestion is to have some kind of market watch, section possibly based on BaT activities.

I did a pin map in 2015. You can see it in the June 2015 issue of TubTimes. (It's available on the Club's website). It's a lot of work to generate a map. I no longer have the program to do it so a new one would have to be done from scratch. We're looking into using some computer tricks to make one. Stay tuned.

I love technical articles. Feel free to send me an article or suggest one that you are interested in. There is a featured 356 article in this issue and more to come. Please feel free to volunteer to write something about your car and your self.

A market trend column is a great idea, however, I need some help putting one together. Please contact me if your interested in working with me on one. Ed



## PRESIDENTS MESSAGE— DECEMBER 2023

To welcome the new year in this issue of the TubTimes you will find the large number of events listed that the Club has scheduled for this year. You will also find the dates and links to many other non-Club events that you may find interesting. These same events are listed all year long on our Club website under the heading **Schedule of Events** using this link: [Blank page | TYP 356 NE](#)



I want to thank the many Club members that stepped up to host events this year. It is only because of helpful volunteer members like you that our Club is possible and fun for all. You will find in this schedule that relatively new Club members like John Nai, Tom Gilchrist, and Steve Turino are planning events this year. In addition, many of the members that have hosted Club events for years are stepping up again like Peter and Joyce Thompson, Tom Lamar Coughlin, Greg Lane, Diane Mierz, Peter Venuti, Ed Tobolski, Georg Becker-Birck, and Theo Kindermans. Please thank all these members when you see them for their continued service to the Club.

With the new year comes the obligation of all of us to pay our \$30.00 yearly Club Dues that are due on January 1<sup>st</sup> and overdue on February 1<sup>st</sup>. If you have not already done so, please go to our Club Website [Make Payments Via PayPal | TYP 356 NE](#) and pay your yearly dues using PayPal. You do not need a PayPal account to do this, just a credit card.

Don't forget that our annual Holiday Party at the Tuscan Kitchen in Burlington, MA is coming up soon on Sunday, February 4, 2024. You can pay to attend the Holiday Party at the same time you pay your Club dues using PayPal with the same link as above. Don't forget to bring a nice gift for a fellow member to exchange at the Yankee swap we have each year at the event. You also need to email your entrée selection to our membership chairperson Carl Luck [cluck@typ356ne.org](mailto:cluck@typ356ne.org). The choices are:

Herb Crusted Club Sirloin

Grilled Salmon Filet

Eggplant Pasta Alla Norma

I hope to see lots of you at our many Club events in the new year.

Allen Sisson

Email: [dkwf5700@gmail.com](mailto:dkwf5700@gmail.com)

Phone: 617-921-0532

### New Member *Welcome to the Club*

James Bryce, he lives in Arlington, VT



### 2024 Dues Notice

Current Memberships Expire December 31, 2023

We just finished a great 2023, and now it is time for all of us to pay our TYP356ne annual Club dues in order to have a 2024 full of more great Club events.

**Dues are still only \$30.00.**

It would be helpful, and appreciated, if you could pay your dues using PayPal on the Club Website,  
Go to- [www.typ356ne.org](http://www.typ356ne.org), click on **More** then select **Make Payments Via PayPal**

You can, if you prefer, mail a check made out to **TYP356ne** to Carl Luck, 50 Sunset Lane, Lunenburg, MA 01462-2178. Dues are due for all Club members on January 1, 2024, and overdue on February 1, 2024. A few of you have already paid for 2024, let's try not to do that again 😊. If you do, no worry, I'll let you know and credit you for 2025.

On behalf of the TYP356ne management team, I want to wish you all a happy and safe Holiday Season and thank you for helping to **Keep the Faith**,

Carl luck, Membership chairman, [cluck@typ356ne.org](mailto:cluck@typ356ne.org)





# **We're having a Holiday Party!!!!**

## **Sunday, February 4th, 2024**



### **Happy Holidays to All**

Our annual Holiday Party will be held on Sunday, February 4th, 2024, from 11 am to 3 pm. at the

**Tuscan Kitchen, 2400 District Ave, Burlington, MA 01803**

To attend this event, pay the cost indicated below and provide your entrée choice for each person attending to our Membership Chair, Carl Luck, [cluck@typ356ne.org](mailto:cluck@typ356ne.org). Note— this is a members only event. Each member can bring one nonmember guest. You must let Carl know your entrée choices, see below, no later than **Sunday, January 21, 2024**, in time for us to notify the Tuscan Kitchen or your choices.

Pay \$35.00 per person attending using PayPal on the Club Website: Go to- [www.typ356ne.org](http://www.typ356ne.org), click on **More** then select **Make Payments Via PayPal** (preferred) or mail a check made out to **TYP356ne** to Carl Luck, 50 Sunset Lane, Lunenburg, MA 01462-2178. Note –your dues (see page 3) and party payments can be included in a single check but please include a note with your entrée selection(s).

The food will be good as always. You will only be paying for the your entrees. There will be passed appetizers, and insalata mista with all entrees plus dessert all provided by the Club.

There will also be a speaker at this event. The topic will be: Classic Cars I Have Cared for, and Lessons Learned Along The Way by Allen Sisson.

Please tell Carl [cluck@typ356ne.org](mailto:cluck@typ356ne.org) which of these three entrée choices you and your guest would like:

- ◆ Herb Crusted Club Sirloin
- ◆ Grilled Salmon Filet
- ◆ Eggplant Pasta Alla Norma

**Also, bring a Raffle gift item to exchange with fellow members.  
A 356 related item, wine or interesting food items are welcome.**

Carl Luck  
Membership Chairman





## **TYP356ne Event Calendar for 2024**

Events in blue are Club organized and sponsored. All other events are not Club sponsored and are included for your interest. See the Club website for the latest complete information. [www.TYP356ne.org](http://www.TYP356ne.org)

### **January**

- Tuesday, January 2, 6:00pm - 7:00pm—[TYP356ne Board of Directors Conference Call Meeting](#) Board meetings are held by video conferencing on the first Tuesday of each month. All Club members are welcome to join. To join the call, email Peter Venuti [pvenuti@typ356ne.org](mailto:pvenuti@typ356ne.org) to get the link.
- Wednesday, January 31, 12:00pm, **Registration for 2024 PCA Porsche Parade Begins**  
This years parade will be held in Birmingham, AL.  
Details on how to register can be found here: <https://www.pca.org/pca-login/parade-registration>

### **February**

- Sunday, February 4, 11:00am - 3:00pm—[TYP356ne Holiday Party](#). See page 4 for full details
- Tuesday, February 6, 6:00pm - 7:00pm [TYP356ne Board Meeting](#)
- From Thursday, February 22 to Sunday, February 25th there will be a series of events and tours centered around the **LA Lit & Toy Show at the LAX Hilton Hotel**, Los Angeles, California  
Thursday, February 22, **Stoddard Bus Shop Tours for LA Lit Meet Start**  
Friday, February 23, **Stoddard Bus Tours before LA Lit Meet**  
Saturday, February 24, 7am **LA Lit Meet**  
Saturday, February 24, 1pm **Stoddard Bus Shop Tours**  
Sunday, February 25, **All Porsche Car Show Post LA Lit Meet**  
For full details go to our website [www.TYP356ne.org](http://www.TYP356ne.org) and <https://lalitandtoyshow.com/shop-tours.html>
- February 29 - March 3, **The Amelia Concours d'Elegance & related events**  
The Ritz-Carlton, Amelia Island, 4750 Amelia Island Pkwy, Amelia Island, FL 32034,  
Find details here: <https://www.ameliaconcours.com/>

### **March**

- Friday, March 1st- **Werks Reunion at Amelia Island**.  
Porsche Club of America (PCA) welcomes all Porsche clubs, owners, and enthusiasts to the eighth annual *Werks Reunion Amelia Island* at The Amelia River Club 4477 Buccaneer Trail Amelia Island, FL  
Find the details here : [Werks Reunion](#)
- Tuesday, March 5, 6:00pm - 7:00pm [TYP356ne Board Meeting](#)
- March 21 - 24, **Gathering of the Faithful (GOF) by Florida Owner's Group (FOG)**  
Daytona, Florida, Find details here: [Upcoming Events - Porsche 356 Florida Owners Group \(356fog.com\)](http://Upcoming Events - Porsche 356 Florida Owners Group (356fog.com))

### **April**

- Tuesday, April 2, 6:00pm- 7:00pm [TYP356ne Board Meeting](#)
- Monday, April 8, 2:15pm - 4:45pm **Vermont Solar Eclipse**  
On April 8, 2024, at 2:14 p.m., a partial solar eclipse will begin, and at 3:26 p.m., a total eclipse will darken Vermont's daytime sky, lasting about 3 minutes. The phenomenon will continue as a partial eclipse until 4:37 p.m. Details here: [View the Next Total Solar Eclipse in Vermont | April 8, 2024 - The Official Vermont Tourism Website - VermontVacation.com](#)
- Saturday, April 27, 8:30am - 3:00pm **Central PA Porsche Only Swap Meet**  
Carlisle Fairgrounds, 1000 Bryn Mawr Rd, Carlisle, PA 17013  
Find details here: [Central PA PCA Porsche-Only Swap Meet - Carlisle Fairgrounds - Located in Carlisle, Pennsylvania \(carlislepafairgrounds.com\)](#)

## May

- Saturday, May 4, 10:00am – 1:00pm [TYP356ne Annual Swap Meet and Sub. Lunch](#)

24 Turkey Hill RD, West Newbury, MA 01985

Bring any car related item you would like to sell to Peter and Joyce Thompsons' garage and yard. Tables will be available for your use. There will NOT be coffee or donuts this year since from 11:30 am to 12:30 pm there will be Submarine sandwiches and soft drinks available for everyone in attendance. You are welcome to just come and browse and buy. Please use the Porta Potty that will be on site this year.

- Tuesday, May 7, 2024 6:00 – 7:00pm [TYP356ne Board Meeting](#)
- Wednesday, May 22, 9:30am – 1:00pm [TYP356ne Rhode Island Drive and Lunch](#)

Tom Gilchrist and Steve Turino will lead a back roads drive through Rhode Island to a restaurant for lunch. Location to be announced.

- Thursday, May 30, 10:00am – 1:00pm [TYP356ne Loafer's Lunch and Drive](#)

Bolton Bean, 626 Main St, Bolton, MA 01740

Theo Kindermans will lead a back roads drive from Bolton Bean [Home | Bolton Bean](#) in Bolton, MA (just off Route 495) via Wachusett Mountain State Reservation [Wachusett Mountain State Reservation | Mass.gov](#) (for a rest stop) to the Harvard General Store [Harvard General Store](#) 1 Still River Road, Harvard, MA for lunch. The drive will be approximately 42 miles.

- Tuesday, May 7th, 6:00pm–7:00pm, - [TYP356ne Board Meeting](#)

## June

- June 2 – 5, [TYP356ne Vermont Spring Tour](#)

Basin Harbor Resort, 4800 Basin Harbor Rd, Vergennes, VT 05491, USA

The Spring Tour this year is tentatively scheduled at the Basin Harbor Resort on Lake Champlain in Vergennes VT pending the agreement of ongoing contract terms with the resort. Check-in is 4 pm on Sunday, June 4th. At 4:30 pm that day there will be a one hour history talk on the lounge deck about the region given by Bob Beach a long time owner of the resort. At 5:30 pm we will have a group dinner. Breakfast is included in the room rates. On Monday, June 3rd from 12:30 to 1:30 pm we will take a private, narrated group cruise on Lake Champlain on the resort's ship the EEscape. We will again eat dinner together at 6 pm on both Monday and Tuesday evening. Check out for some will be Tuesday, June 4th at 11 am and for the rest of us on Wednesday, June 5th at 11 am.

- Tuesday, June 6, 6:00pm – 7:00pm [TYP356ne Board Meeting](#).
- June 9 – 15, [PCA Porsche Parade 2024](#), Birmingham, AL, USA  
Details can be found here: [Welcome | Porsche Parade 2024](#)
- Sunday, June 23, 1:00pm – 4:00pm [TYP356ne Sisson/Grace BBQ](#)

28 Forest St, Sherborn, MA 01770, USA

The annual barbeque at Allen Sisson's and Mary Grace's home is on Sunday, June 23rd between 1 to 4 PM. All Club members and their guests are welcome. Allen needs to hear from you by email with the number in your group attending no later than Tuesday, June 18th. The event will be as in past years with a tent outside. Allen and Mary are looking forward to seeing many of you there. The BBQ will be held at our home: 28 Forest ST., Sherborn, MA 01770-1620. 356s, 912s and early 911s should park on the semi-circular front driveway and front lawn. Other cars should park behind the garage or on the grass to the right of the semicircular driveway as you face the house. A \$20.00 per person donation to help defray the costs would be appreciated.

- Sunday, June 30, 7:30 – 8:30pm [Great Race Ending in Gardner, Maine](#)

See details here: [Great Race to return to central Maine, choosing Gardiner as its finish line](#)

## July

- Tuesday, July 2nd, 6:00pm-7:00pm, - [TYP356ne Board Meeting](#)
- Tuesday, July 9th, 10:00am-1:00pm - [TYP356ne South Coast Drive and Lunch](#)  
Start location to be announced by Tom Coughlin.  
We will tour the backroads of Westport, MA and Little Compton, RI followed by lunch. Rain date for this event is Wednesday July 10, 2024, at the same times.
- Saturday, July 13, 10:00am - 1:00pm [TYP356ne North Coast Drive and Lunch](#)  
John Nai will announce the starting location. John will lead a back roads drive around the north shore of MA followed by a group lunch.
- July 19 - 21, [Misselwood Concours d'Elegance](#)  
407 Hale St, Beverly, MA 01915. See details here: [Misselwood Concours d'Elegance | Misselwood Events](#)
- Saturday, July 27, 10:00am - 3:00pm [TYP356ne Vermont Drive](#)  
Georg Becker-Birck will provide details later.

## August

- Friday, August 2, 11:00am - 2:00pm [TYP356ne Northeast CT Drive and Lunch](#)  
Greg Lane and Diane Mierz will lead a backroads drive though Northeast CT ending at the Vanilla Bean Cafe in Pomfret, CT for lunch. Details of the starting meeting point to be announced.
- Tuesday, August 6, 6:00pm - 7:00pm [TYP356ne Board Meeting](#)
- August 9 - 18, [Monterey Car Week](#)  
Monterey, CA, See this link for details: [Monterey Car Week 2024 | Schedule of Events and Things to Know \(whatsupmonterey.com\)](#)
- Friday, August 16, 2024-7:00am - 3:00pm [Werks Reunion Monterey](#)  
Monterey Pines Golf Club, 1250 Garden Rd, Monterey, CA 93940  
See details here: [Werks Reunion | Aug 16, 2024 | Monterey Events Calendar \(whatsupmonterey.com\)](#)
- August 30 - September 2, [Lime Rock Historic Festival 42](#)  
Lime Rock Park, 60 White Hollow Rd, Lakeville, CT 06039. See details here: [Event Tickets — TorkHub](#)

## September

- Tuesday, September 3, 2024-6:00 - 7:00pm [TYP356ne Board Meeting](#)
- September 12 - 15, 356 [Catskills Tour](#)  
Riedlbauer's Resort, 57 Ravine Dr, Round Top, NY 12473. See our website for full details. [www.TYP356ne.org](http://www.TYP356ne.org)
- Saturday, September 14, 10:00am - 1:00pm [TYP356ne Cars and Coffee](#)  
114 Larch Road, Wenham, MA. John Nai will host a 356 cars and coffee at his home and garage of Porsches with a brief talk.
- Thursday, September 19, Helen, GA - [Highway 356 Reunion](#)  
Tanglewood Cabins Rentals & Deer Crossing Lodge, 3387 GA-356, Sautee Nacoochee, GA 30571.  
See details here: [Helen, GA - Highway 356 Reunion - Events - Porsche 356 Registry, Inc.](#)
- Sunday, September 22, 10:00am - 1:00pm [TYP356ne Drive Your Porsche Day](#)  
New London, CT. Georg Becker-Birck and Greg Lane will arrange a 356/912 drive to celebrate Drive Your Porsche Day. Details to be announced.



- Sunday, September 22nd **Drive Your Porsche Day.**

The 356 Registry holds an annual "Drive Your 356 Day" in September.

[Drive Your 356 Day - Porsche 356 Registry, Inc.](#)

- Sunday, September 29, 10:00am - 2:00pm **TYP356ne Club Day**

Lake Pearl, 299 Creek St, Wrentham, MA 02093

We will meet at 10 AM on the lawn at Lake Pearl for a couple of hours to talk and view cars. From 12 to 1 PM we will have lunch and at 1 PM there may be a speaker. Look for full details in TubTimes.

- September 29 - October 3, **PCA Treffen Mt. Washington**

Omni Mount Washington Resort, 310 Mount Washington Hotel Rd, Bretton Woods, NH 03575

Find details here: [Treffen Mount Washington - Fall 2024 \(pca.org\)](#)

## **October**

- Tuesday, October 1, 6:00pm - 7:00pm **TYP356ne Board Meeting**

- October 3 - 6. **Audrain Motor Week**

Newport, RI. Find details here: [Audrain Newport Concours and Motor Week \(audrainconcours.com\)](#)

- October 8 - 11, **Hershey AACA Eastern Fall Car Meet and Sale**

Find details here: [2024 Eastern Fall \(Hershey\) - AACA - Antique Automobile Club of America](#)

- Thursday, October 10, 10:00am - 1:00pm **TYP356ne Drive and Lunch**

Bolton Bean, 626 Main St, Bolton, MA 01740, USA

Theo Kindermans will lead a back roads drive from Bolton Bean [Home | Bolton Bean](#) in Bolton, MA (just off Route 495) via Wachusett Mountain State Reservation [Wachusett Mountain State Reservation | Mass.gov](#) (for a rest stop) to the Harvard General Store [Harvard General Store](#) 1 Still River Road, Harvard, MA for lunch. The drive will be approximately 42 miles.

## **November**

- Tuesday, November 5, 6:00pm - 7:00pm **TYP356ne Board Meeting**

## **December**

- Saturday, December 7, 10:00am - 12:00pm **TYP356ne Annual 2025 Event Planning Meeting**

Sherborn Community Center, 3 Sanger St, Sherborn, MA 01770.

## **January**

- Tuesday, January 7, 2025-6:00pm - 7:00pm **TYP356ne Board Meeting**

## **February**

- Sunday, February 2, 2025-11:00am - 3:00pm **TYP356ne Annual Holiday Party**

Tuscan Kitchen, 2400 District Ave, Burlington, MA 01803.



## ***Four Speeds and Drum Brakes*** by Tom Tate

### ***Travails and Travels***

My faithful readers will remember that I have cars that talk to each other in the garage when I'm not around. I think they consider themselves a group that all deserve equal treatment and when they don't get it they show their displeasure. My most recent example was sparked by a simple oil change.

Years ago we never really did oil changes because the cars we drove were either burning or leaking enough oil that we were always adding fresh oil and that was an oil change in our book, right?

I really don't do that many oil changes in a year because I have enough cars in the garage that none of them get that many miles on them in 12 months. In the scheme of things, oil is cheap, especially at Walmart in 5 qt containers so I probably change oil more often than is needed.

The Speedster had been out a few times this summer and had a couple runs down to Newport, RI on a new engine (thank you, George) so even though there was only a thousand miles on it, Blackie was first in line. That fact that it was only 3 ½ quarts and an easy drain plug to reach made it a good place to start.

The Martini 911 only had a few hundred miles on it and with 8 quarts in the oil tank to go the distance that one would have a leap year.

Pearl, the Audi RS4, was due before the snow hit so I got under it, pulled the protective engine cover off the bottom and backed out the drain plug. That flow was pretty ugly (as in dark) so a feeling of success filled the garage. It was short lived.

As the oil was draining out of Pearl the Macan S rolled into the garage with a warning light flashing showing low oil level. Had they been talking the night before? I think so because I didn't even have that car on my list.

The trouble with the newest car in my garage was that there is no dipstick, only a screen deep into the computer settings that when reached showed a small photo of a make believe dipstick that showed NO oil. That was a problem. Since I was in the middle of an oil change anyway I just grabbed the container and poured some into the top of the engine. On the idea that it needed more than a single quart of oil, I added two quarts. Upon startup more warning lights flashed that now said the engine was over-filled. Now what?

I jumped on the internet that told me not to drive any car that had too much oil in it. I seems the risk is that when over-filled it could cause the rotating parts to create foam in the sump. That would cause the oil pump to send air bubbles not oil to where it was needed. Not good. The question now was how do you remove the extra oil? Google said that to just drain it out with a tube inserted into the dipstick. Trouble was that the Macan doesn't have a dipstick. The other choice was to take out the drain plug, let some come out and then put the drain plug back in place. Messy but doable except that I didn't have fresh crush washer to use on the drain plug to prevent leaking. I wasn't sure that if I had a new washer that I could take off one washer and put on another one with just one hand while the other one kept the hole plugged with my thumb.

At that point I thought that maybe it was just a bad reading from the make believe dipstick so I tried a short test

drive to see if the sensor would reset and give me an accurate reading. If it was empty then 2 quarts couldn't possibility over fill an engine with an 8 qt capacity. Start and idle, no strange noises, down the driveway no problem. On the road I steered right and left to get the oil sloshing back in forth to tickle the gauge. Huge clouds of smoke came out the back of the car, I was done. I could've killed every mosquito in Medfield if I drove any further.

The following day I had a local shop just do an oil change and all the problems went away. They mentioned that the oil level sensors do stick from time to time. My kids tell me that at my age I shouldn't be doing oil changes except on old cars. I think that I just need to stop these cars from talking among themselves.

With all the oil problems behind me it was off the Goodyear AZ for Turkey Day. The great part of having kids in warm places with nice cars is that visits can be timed with the seasons. AZ has kids, grand kids and now a Great Granddaughter all in one place. Here is the newest addition to the Tate family, Amelia Tate aka Mia:



While I wouldn't go to AZ in the summer (think 88 days over 110 degrees) it sure is attractive this time of







year. The desert looks great at 75 – 80 degrees.

Rob has the '14 991 C4S that he found in Charlotte NC a couple of years ago and it's a great ride. It's only a couple of hours into the mountains of AZ if I want to feel at home and the C4S can certainly get there in a hurry.



A quick run (no tickets) toward Flagstaff found Montezuma's Castle where it has been for almost a thousand years. It is only the third National Monument in the US dedicated to Native American culture in 1906.





I got my annual allocation of turkey for the year and even some leftovers that weekend. The Jet Blue Red Eye got me back to Boston in only 4 ½ hours with a couple of car chores in the garage awaiting attention. More material for this column, stay tuned, Have a great Holiday season and KTF.





## George Kehler visits—Luftgekuht 2023

The brainchild of Porsche race driver, Patrick Long, **Luft**, celebrates air cooled Porsches by having events to display them. Mainly on the west coast, this 2023 Luft was more of a pop up event in Chattanooga. Great race cars were from the Ingram Collection. I drove down to check it out as it was in Tenn. Brian Redman was the guest speaker. After the event I sent him a picture to sign and some pictures of the 356. He sent back some nice postcards and a note about the 356. The picture of us is from the 2018 Amelia Island Concours. George



Pictures from Luft





## *Featured 356, John Consigli's 1964 356C Coupe*

Below—finished pictures

When I first stumbled across this barn find Porsche 1964 356C in 1986, I never thought that it would take 9 years to convince the owner, Hans, to let me buy it. First photo shows my friend Bob, foreground, with me, in back, after purchase in 1995. It's been a long drawn out process that I could literally write a book about all the details, experiences & in dealing with people that I met during the restoration. A lot of people would probably prefer to buy one already done.

However, I started by removing parts & assemblies, bagging, boxing and labeling for restoration or replacement. Searching far & wide, I sourced original parts from the internet, mail order businesses & flea markets. I talked to many in the Porsche world as well as many in the automotive world. Everything was thought through. My friends, Bob and Rick pitched in when called upon to help out if needed, or answer my many questions, relative to a Porsche 356 in order to achieve the end result.

Rick & I made many pilgrimages to Carlisle, Pennsylvania and Hershey, Pennsylvania for Annual Porsche Swap Meets, the last time being this past April 2023. We were in search of parts for my 356 and also parts for his 356 Cabriolet. Some of the work on this car, such as the paint or specific welding tasks, were farmed out to a few different individuals. To name a few, Zint at Lindskog did my engine machine work. George rebuilt my engine, after I sorted, cleaned and labeled all the various parts. Rick & I then installed the engine.

The end result of this multi-year long project is that the car runs and handles like a new car, and I enjoy driving it. Parts do wear out occasionally, therefore I'm always on the hunt for a specific part, sometimes just to have as a spare on my shelf or for future work. Luckily, I've been able to keep up on the maintenance. For this old car, I still have to tinker occasionally, but I accept that as part of ownership.

One thing I've found with old Porsche cars is, they like to be driven. People that have problems with them, tend to let their cars sit for long periods of time. I've owned different Porsche models through the years and have found that they all have different personalities. They drive differently and have different handling characteristics. My experience has been that no two Porsches are alike. I tend to get a little long winded when recanting & talking about the years involved in restoring my 356 and Porsche ownership. A former classmate happily, just reminded me of that age old adage, "Porsche, there is no substitute ". John





Work in progress pictures





When I first posted emails to the Typ356NE members about my 356B clock project, I was hoping to gain information & insight on how to get it running again, and hopefully learn a source for needed parts. As it worked out, it appears that I was entering uncharted territory. Having resurrected a 356C clock with my friend Bob, I thought that I would venture on with a different 356 clock that was more problematic. Originally thinking that I had a late 356A clock, I had to figure out what I was going to do with a non operating 356B clock, that otherwise looked to be in good shape.

Hooking the clock up to a 6 volt dry cell battery, the clock didn't work. After various attempts, I figured out how to disassemble the plastic cover from the back of the clock. It was then that I inspected the clockwork mechanism held within. The first thing that I noticed was a thermo fuse connector that had obviously overheated with an electrical overload and melted the solder connection that held it in place. I later learned that you have to use solder with a high tin content to reattach the metal finger that had popped. If you do not use the correct solder, you run the risk of fire in the event there is a future voltage spike. It is said that the thermo fuse used in our clocks is either not available or would be hard to duplicate. Since there was still some of the original factory solder left on the copper finger at the contact point for the thermo fuse, I heated it with a 20 watt soldering iron to reattach it to the solenoid. At this time, I probed the end of the metal actuator with a pair of small needle nose pliers and the actuator appeared stuck. I also noticed that there was some evidence of melted plastic on the solenoid, most likely from the overload that popped the fuse.

Once again, I hooked up a battery and nothing moved. I took my small screwdriver and probed the set of breaker points and there was spark. When the points spark, the points open wide, thus winding the spring which starts the clockwork in motion. The clock runs until the points close. When the points spark again and open wide, the clock mechanism rewinds the clock spring again and the process starts over. When you hear your 356 clock make a loud tick, those are the points sparking and spreading open, which rewinds the spring and this enables the clockwork to run & keep time.

Somewhere along the line in my attempts to run the clock, the points failed to open and would simply stay closed, arcing, sparking and vibrating. After using my ohmmeter, I determined that the solenoid/coil along with the actuator were not working correctly and were possibly fried. There were 6 volts at the points, but nothing was happening. The points were black, so my first attempt was to clean the points with sandpaper and a small file, finally setting on 600 grit to smooth them out. I then disassembled the small metal cover which was held in place

with two screws to a metal box where the solenoid and actuator resided. On one side, the pivoting arm that contained 1/2 a set of breaker points was removed too. Underneath, there was a very thin copper piece bent at 90 degrees. The piece was broken in two from wear at the 90 degree bend. I carefully soldered it back together. That copper piece contacted the arm holding 1/2 the points and the actuator which was inserted into the solenoid. Once I put everything back together, hooked up a battery, there was a weak spark at the points, but not enough to wind the clock spring.



Gently, I started to work the mechanical clockwork, without the battery, with my finger in order to see if it would at least run. After a while, the clockwork was spinning and doing its job. A friend who had restored 1950's Buick clocks, said he sprayed his clocks with WD40. I gave it a try because it contains fish oil and based on his

recommendation, that he had good results. The clockwork seemed to work great, but based on the comments that I received from members, along with a thread on mantle, grandfather & cuckoo clocks, I could perhaps do more harm than good. I learned that whale oil was the favored amongst the old clock

smiths, but that it was no longer available as expected. One Club member directed me toward 5 synthetic clock oils available on Amazon that are highly recommended amongst those doing clock repair. I eventually settled on Labelle #108, a high quality, thin, synthetic oil, very similar to the 5 clock oils recommended in the article. I then oiled all the spindles & gears to overcome any potential adverse effect of WD40 and it appears that no apparent damage has been done.



All through the process, I had been in search of parts to make my repair. I initially contacted Palo Alto Speedometer.

They only do upgrades to quartz movements and they no longer carry the parts. Palo Alto did not know of a current parts source. Stoddard Porsche does not carry the parts and couldn't recommend anyone who did. I've searched Samba Classifieds and eBay, but have come up empty. Putting the word out to friends, club members, and an email to Unobtainium, I am still on the hunt. Although parts for the clockwork have not appeared, there are clocks available, but that would defeat my purpose. For me to purchase a donor clock would be quite pricey, and it doesn't make sense to pirate parts from a perfectly intact Porsche clock.

Another stone uncovered is that the early VW Type 3, 6 volt clock uses the same brand clockwork as a 356C. Unfortunately, my clock is a 356B. The earlier 60's VW Type 3 clocks appears to use the mechanism that Porsche also used in the 356C but it is not the same as what Porsche used in the 356B. The B mechanism is smaller and uses a smaller solenoid than the 356C. I've

been able to determine this from pictures viewed on Samba & Ebay from a number of clocks that are for sale. The adjustment screw on the B is in a different location. The connection for the power lead on the B is a brass threaded stud whereas, the C uses a spade connector in a different location. There are other differences too.

Along with my search for parts, I have combed the internet for videos on 356 clock repair and/or maintenance, but I have not found anything yet. There does not appear to be any books or guides written on the subject to my knowledge either. Perhaps there is some information in the 356 Registry Forums, but since I am not current, I have not been able to access those as if yet. Samba has some things that I have seen on VW clock maintenance but I was not able to find anything yet, on their site relative to 356 Clocks. A friend did send me a page that he found years ago on the 356 Registry relating Clock Maintenance, which was relative. Otherwise, little else has surfaced,

and nothing on the clockwork mechanism seems to exist anywhere else that I have found. However, I am still looking and open to leads someone might have. If there is anything that you think that I have overlooked or if there is anything that I may have missed, please let me know. This is my first attempt at this and I am willing to learn. Someone also suggested that I look up videos and for information relative to other types of mechanical clock repair, but I haven't gotten that far yet.

Hopefully, I will make my annual pilgrimage to Carlisle, Pennsylvania next year for the Annual Porsche Swap Meet, and maybe I will find the needed parts. Every year that Swap Meet is a new adventure. I haven't given up yet on this clock adventure and although I have made mistakes, I'm still hoping to return it to its former glory.

John



#1 left - Shows round, solenoid with metal actuator plunger in the center. Half the point set has been removed to gain access for solenoid replacement

#2 below—On the left, is a 1964 356C clock and on the right, my project 356B clock. Note the differences in the size of the movement on the 356C vs the 356B.



#3 Left—You can determine what model clock that you have by the size of the white plastic cover on the back of your clock. The smaller cover on top indicates a 356B clock and the larger cover on the bottom is a 356C clock.

#4 Below—Bottom of mechanism shows the wide open point set on the 356B clock. When the points spark, the points open wide, thus winding the clock mechanism which ticks off until the points touch and spark open again. This is what enables our clocks to keep time.



#5 right -Displays the half of point set removed from solenoid encasement. The thin copper piece with 90 degree bend was cracked through from wear and I had to solder it to conduct electrical current. You can see the solenoid exposed in picture #1. The copper piece is held in place by the two metal screws and the square cover.





## Looking back at 2023 in Pictures



## Holiday Party



## RIP Alex



## Rhode Island Loafers Lunch







## Swap Meet



## 356/912 Tour






## Early Spring Tour to Moosehead Lake, Greenville, ME.



## South Coast Drive and Lunch








## Connecticut Fall Tour







# Club Day







**Club  
Day**



**Lane's  
Garage  
Party**



**Fall Tour**







## Drive Your Porsche Day





<u>Owner</u>	<u>Porsche</u>	<u>2023 Miles</u>
Greg Lane	356B Notchback	1370
Greg Lane	Boxster S	499
Sandy Gilmore	356B	70
Weld Morse	356B Cab	1106
Carl Luck	356A Coupe	1187
Ellen Beck	356C Coupe	340
Ellen Beck	912E SR Coupe	420
Ellen Beck	Pre A Speedster	195
Ellen Beck	94 964	370
Randy Robinson	356B	370
Ed Fanning	356A Mel	1278
Toby Anderson	356C Roadster	2900
Phil Brzezinski	911 Carrera	2291
Phil Brzezinski	911	23
Allen Sisson	356B Coupe	2807
Allen Sisson	68 911	6212
Allen Sisson	88 911	1101
Ray Ashenhurst	356B Cab	929
Bill Hare	356 Coupe	25
Georg Becker-Birck	912 Coupe	1247
John Henry	356C Coupe	369
Neil Fennessey	912 Ol' Blue	3939
Diane Mierz	356SC Cab	2371
Theo Kindermans	356B Coupe	318
Bob Gilbert	Speedster	3
Steve Turino	356B Coupe	1210
Steve Turino	Boxster	2207
Peter Thompson	356	340
Peter Thompson	911	319
Peter Thompson	Boxster	3116
Jeff Leeds	356B Coupe	595
Tom Clark	356A Patina Queen	86
Tom Tate	356A	1382
John Consigli	356C Coupe	325
John Consigli	914	200
George Kehler	Pre A 356 Coupe	155
Paul Ahnell	356B Coupe	1967
Dennis McGurk	62 Roadster	480
Dennis McGurk	62 Coupe	210
Dennis McGurk	88 Carrera	1152
Dennis McGurk	Boxster	2492
Rick Parks	356A Coupe	200
Tom Gentz	68 911	167
Wick McConnon	356SC	1210
Ed Tobolski	356A Coupe	648
Ed Tobolski	911SC Coupe	376
	Total	50577

## Porsche Miles Driven in 2023

Left are the miles driven this year,  
as of December 27th.



## CLUB ITEMS AVAILABLE

***Clothing-*** TYP356ne has an online store where you can order hats, polo shirts, canvas bags, and any other item that Land's End Business Outfitters carry in their inventory. You can customize any of the items you purchase with the Club's black oval patch. The store address is:

<http://business.landsend.com/store/typ356ne>

When you are on the site, select the product you want to purchase and the quantity. Then select the Apply Logo box and a page will come up with Logo 1. Follow the instructions to complete your order.



***Name Tags -*** We have found a new vendor at [nametagwizard.com](http://nametagwizard.com) who can make you a personalized TYP356ne name tag. All name tags come with a magnetic attachment which means you do not have to put pin holes in your TYP356ne polo shirt to wear your name tag. They are \$11.48 each plus fees and shipping. Payment can be made by credit card or PayPal.

**ED TOBOLSKI**

**TYP356NE**

Email Ed Tobolski, [tobolsed@verizon.net](mailto:tobolsed@verizon.net), and he will send you the detailed directions you need to order the name tags online. Follow the directions and within a few days you will have your personalized TYP356ne name tag delivered right to your door.

### ***New Club Grille Badge***

Club members can purchase the "Official Club Badge" for a cost of \$36.00. It is a beautiful badge complete with mounting hardware.

To order a badge, first contact Peter Venuti at - [pvenuti@typ356ne.org](mailto:pvenuti@typ356ne.org) and give him your mailing information. Payment can then be made by PayPal on the club website.



**TYP 356 ne**

***LIFE'S TOO SHORT TO DRIVE BORING CARS!!!***



## TYP356NE – CLUB SPONSORS

[www.acsracing.com](http://www.acsracing.com) • [www.acsracing.com](http://www.acsracing.com)

**=A.C.S.=**  
**RACING**  
*Tuning for the Future*  
*Dynojet Tuning Facility*

781-982-9434

74 Industrial Way Hanover, MA 02339  
fax: 781-982-4833

"REAR WHEEL HORSEPOWER IS REAL WORLD HORSEPOWER"



# Retro Automotive Products, LLC

247 Sullivan St. • Claremont, NH 03743 • Toll Free 1-866-737-1733



**Three decades of trusted Porsche service.**  
Providing comprehensive mechanical repair, restoration, and maintenance for all air-cooled and water-cooled Porsche models.

COMPETITION • STREET • VINTAGE  
**SPEEDSPORT**  
**TUNING.NET**

203-730-0311  
[service@SpeedSportTuning.net](mailto:service@SpeedSportTuning.net)  
[SpeedSportTuning.net](http://SpeedSportTuning.net) • 52 Miry Brook Road, Danbury, CT 06810  
[facebook.com/SpeedSportCT](https://facebook.com/SpeedSportCT) @speedsporttuning

